






















Ostbelgien Classic 2021

Light

by JB Time Concept (05/12/2021, 11:30:00)

PROVISIONAL Overall Classification After LEG 2 PM

Pos	#	Crew	Nat	Car	Coef	Leg 1-2 AM	RT15	RT16	RT17	TE04	RT18	TE05	RT19	TC	TCS	SC	CP	Pen	Leg 2 PM	Jok.	Jok. TCS	Total
1	53	LAMBERTY / HERNE		Opel Ascona	0.74	476.14	1.88	5.40	C	7.03	5.62	3.78	9.10	0	43.73	0	0	0	76.54	4.73	335.15	212.80
2	65	SCHUNCK / SCHUNCK		Saab Sonett III	0.68	656.52	8.45	17.76	C	12.20	20.25	25.66	10.91	0	12.87	0	0	0	108.1	8.34	241.45	514.83
3	58	NOE / JOUCK		Volvo 240 GLT	0.96	447.78	79.22	41.66	C	1.54	13.33	1.24	421.94	0	69.08	0	0	0	628.01	120	183.89	771.90
4	60	JACOBS / GILLISSEN		Porsche 912 B	0.67	636.99	79.31	94.25	C	48.20	4.94	8.20	12.94	0	24.15	0	0	0	271.99	71.23	26.51	811.24
5	67	HECK / THYSSEN		Lancia Beta Montecarlo	0.70	875.4	66.51	65.29	C	41.40	15.83	9.01	30.53	0	37.11	0	0	0	265.68	63.23	48.65	1029.20
6	56	MOONEN / HOENS		DAF 55 Coupé	0.65	961.34	26.51	52.56	C	2.31	21.59	1.49	162.40	0	15.69	0	0	0	282.55	61.82	16.07	1166.00
7	51	SCHEIFF / CHANTRAINE		Mercedes Benz 190E 2.3 - 16V	0.89	804.65	7.76	266.46	C	34.82	250.35	2.38	26.06	0	19.94	0	0	0	607.77	120	64.97	1227.45
8	59	SCHOCH / SEITZ		Saab V4	0.70	868.5	22.48	134.09	C	3.44	71.18	4.00	255.55	0	8.65	0	0	0	499.39	93.57	4.99	1269.33
9	69	MEEUWISSEN / ARIMONT		Lancia Delta Integrale 8V	0.95	1228.98	72.59	33.56	C	155.40	26.59	0.28	387.15	0	158.35	0	0	0	833.92	120	65.46	1877.44
10	54	JACOBS / WOLF		Porsche 911 SC Targa	0.87	1268.45	67.98	153.57	C	22.13	261.60	18.30	385.28	0	36.82	0	0	0	945.68	120	130.03	1964.10
11	64	BERTRAND / LAMBERT		Renault R8 Gordini	0.60	550.99	54.71	79.27	C	56.55	97.00	36.41	113.08	1080	30.87	0	0	0	1547.89	51.68	16.42	2030.78
12	66	OSTLENDER / KEPPENS		Opel Manta SR	0.70	2611.39	26.61	107.22	C	3.16	101.31	8.93	70.12	0	128.08	0	0	0	445.43	21.09	82.6	2953.13
13	81	SCHOLL / SPROTEN		Toyota Celica ST	0.82	3000.82	121.37	234.85	C	14.41	290.84	1.97	90.93	0	35.1	0	0	0	789.47	46	16.89	3727.40
14	80	LÖBEL / BARTZ		Ford Fiesta XR2i	0.92	4002.04	130.97	298.27	C	7.05	59.78	8.95	73.78	0	17.95	0	0	0	596.75	42.25	539.2	4017.34
15	62	DAHMEN / AUER		Porsche 356	0.58	4550.6	8.72	234.83	C	51.20	250.95	132.60	288.39	0	150.95	0	0	0	1117.64	120	74.59	5473.65
16	90	SCHOUWENAAR / ESTIE		Porsche 993 Targa	1.15	5149.16	339.34	943.54	C	12.20	227.66	21.20	447.56	0	155.37	0	0	0	2146.87	120	373.36	6802.67
17	71	GOBLET / MEESSEN		BMW 316 E21	0.77	4651.64	158.23	575.53	C	34.60	9.49	300.00	1000.00	840	172.66	0	0	0	3090.51	116.07	348.08	7278.00
18	70	COMOUTH / SCHMITZ		Lancia Beta Montecarlo	0.76	7004.51	141.76	445.08	C	15.04	61.73	8.74	62.26	0	159.32	0	0	0	893.93	100.53	97.95	7699.96
19	72	WILMET / ROYEN		Porsche 944	0.87	6516.9	305.60	660.66	C	74.47	513.09	9.93	388.39	360	192.78	0	0	0	2504.92	120	137.44	8764.38
20	63	SCHAUER / WOLFF		Fiat 124 Sport Coupe	0.68	6845.97	800.00	2100.00	C	400.00	1400.00	300.00	1100.00	2700	400	0	0	0	9200	0	83.58	15962.39
21	73	VIUCHOUD / BARRE		Porsche 912	0.63	13350.92	309.75	1055.60	C	400.00	1400.00	300.00	1100.00	900	400	0	0	0	5865.35	120	89.26	19007.01