























Ostbelgien Classic 2021

Light

by JB Time Concept (05/12/2021, 11:30:00)

PROVISIONAL Overall Classification After LEG 2 AM

Pos	#	Crew	Nat	Car	Coef	Leg 1	RT07	RT08	RT09	RT10	RT11	RT12	RT13	RT14	TE03	TC	TCS	SC	CP	Pen	Leg 2 AM	Jok.	Jok. TCS	Total
1	53	LAMBERTY / HERNE		Opel Ascona	0.74	26.3	3.35	1.83	151.11	C	0.60	5.27	8.69	6.20	42.80	0	343.72	0	0	0	563.57	113.73	335.15	140.99
2	58	NOE / JOUCK		Volvo 240 GLT	0.96	80.99	4.88	2.63	49.85	C	5.01	43.02	21.30	6.10	44.00	0	239.84	0	0	0	416.63	49.84	183.89	263.89
3	65	SCHUNCK / SCHUNCK		Saab Sonett III	0.68	110.09	12.79	8.02	56.50	C	3.01	10.76	436.75	14.61	27.60	0	257.88	0	0	0	827.92	281.49	241.45	415.07
4	64	BERTRAND / LAMBERT		Renault R8 Gordini	0.60	220.36	172.60	3.27	93.53	C	3.31	37.61	5.22	5.22	36.26	0	65.87	0	0	0	422.89	92.26	16.42	534.57
5	60	JACOBS / GILLISSEN		Porsche 912 B	0.67	66.27	409.80	18.21	36.11	C	0.94	8.90	27.74	3.07	42.60	0	49.45	0	0	0	596.82	26.1	26.51	610.48
6	51	SCHEIFF / CHANTRAINE		Mercedes Benz 190E 2.3 - 16V	0.89	476.49	1.47	3.58	121.74	C	5.24	34.73	56.41	6.70	12.29	0	162.39	0	0	0	404.55	76.39	64.97	739.68
7	67	HECK / THYSSEN		Lancia Beta Montecarlo	0.70	190.14	18.43	6.90	194.29	C	7.87	59.96	482.70	24.57	112.00	0	78.54	0	0	0	985.26	300	48.65	826.75
8	59	SCHOCH / SEITZ		Saab V4	0.70	627.19	15.64	18.48	48.69	C	15.72	43.83	98.69	20.65	8.17	0	20.1	0	0	0	289.97	48.66	4.99	863.51
9	56	MOONEN / HOENS		DAF 55 Coupé	0.65	646.89	13.30	12.90	288.36	C	14.45	74.85	37.87	10.74	63.32	0	72.25	0	0	0	588.04	273.59	16.07	945.27
10	54	JACOBS / WOLF		Porsche 911 SC Targa	0.87	382.09	43.84	28.05	299.79	C	58.48	71.34	189.76	56.08	21.44	0	355.76	0	0	0	1124.54	238.18	130.03	1138.42
11	69	MEEUWISSEN / ARIMONT		Lancia Delta Integrale 8V	0.95	254.34	18.59	14.24	281.81	C	10.80	95.73	484.63	30.18	233.80	0	104.86	0	0	0	1274.64	300	65.46	1163.52
12	66	OSTLENDER / KEPPENS		Opel Manta SR	0.70	1278.14	27.88	25.05	228.07	C	24.31	146.60	145.80	39.93	544.20	0	332.51	0	0	0	1514.35	181.1	49.21	2562.18
13	81	SCHOLL / SPROTEN		Toyota Celica ST	0.82	1029.85	496.80	150.20	84.36	C	107.71	217.32	617.40	203.80	59.97	0	91.3	0	0	0	2028.86	57.89	16.15	2984.67
14	80	LÖBEL / BARTZ		Ford Fiesta XR2i	0.92	1245.54	384.40	98.55	185.84	C	340.60	424.32	665.20	221.48	95.40	0	633.48	0	0	0	3049.27	292.77	539.2	3462.84
15	71	GOBLET / MEESSEN		BMW 316 E21	0.77	2181.04	60.06	115.38	1200.00	C	4.93	55.53	8.79	10.94	24.81	0	1081.9	0	0	0	2562.34	91.74	348.08	4303.56
16	62	DAHMEN / AUER		Porsche 356	0.58	4259.73	12.15	14.17	191.29	C	6.53	32.20	39.79	10.02	6.03	0	99.76	0	0	0	411.94	121.07	74.59	4476.01
17	90	SCHOUWENAAR / ESTIE		Porsche 993 Targa	1.15	1930.8	181.56	98.42	1200.00	C	61.74	340.41	513.76	232.48	52.53	0	837.46	0	0	0	3518.36	300	373.36	4775.80
18	57	DENIS / REMACLE		Citroen Traction	0.44	363.93	128.82	75.71	110.94	C	3.61	47.20	850.68	1100.00	900.00	1800	86.43	0	0	0	5103.39	89.86	53.08	5324.38
19	72	WILMET / ROYEN		Porsche 944	0.87	1604.2	47.73	108.36	1200.00	C	87.68	122.76	120.20	129.98	900.00	1800	452.55	0	0	0	4969.26	56.56	58.65	6458.25
20	63	SCHAUER / WOLFF		Fiat 124 Sport Coupe	0.68	523.17	23.52	108.00	182.49	C	11.29	900.00	1200.00	1100.00	900.00	1800	233.28	0	0	0	6458.58	135.78	83.58	6762.39
21	70	COMOUTH / SCHMITZ		Lancia Beta Montecarlo	0.76	5747.52	17.49	30.52	430.81	C	69.53	84.18	80.38	246.93	36.15	0	561	0	0	0	1556.99	300	97.95	6906.56
22	73	VIUCHOUD / BARRE		Porsche 912	0.63	9561.4	410.90	540.00	660.00	C	116.65	416.52	205.63	446.61	148.76	420	724.45	0	0	0	4089.52	300	89.26	13261.66